

# Motor Components

 Facet®

 Purolator® *Since 1950* LLC



## INDUSTRIAL FUEL PUMPS WE MOVE FUEL®



CONSTRUCTION AND UTILITY • REFRIGERATION  
AGRICULTURAL • GENERATORS • MARINE • MILITARY

# Motor Components

LLC



Over 100 years of manufacturing experience, Motor Components, LLC an ISO 9001-2008 facility is the industry leader in producing low-pressure electronic fuel pumps for the Automotive and Off-Road markets. Located in Elmira, NY in a 300,000sq. ft. facility, we continuously strive to produce the highest quality product for our OE and Aftermarket customers. All Facet / Purolator low-pressure electronic fuel pumps are designed, engineered and manufactured in the USA and supplied worldwide through our significant distribution network. Our electronic gasoline and diesel fuel pumps are installed on many of today's most sophisticated equipment in industries such as ag, construction, gen-sets, marine, military, power sport, refrigeration and high tech diesel engines. Motor Components encourages OE customers to challenge our design engineers to make their projects our solutions.

Motor Components, LLC also offers a large range of automotive aftermarket in-tank fuel pumps and modules. Our automotive product meets or exceeds OE specifications for exact fit and proper installation. All fuel pumps and modules are supplied with an installation kit and strainer for fast and easy installs.



# Contents



**Markets Served** ..... Page 2

**Fuel Pump Troubleshooting Guide for Gasoline and Diesel Engines** .....Page 3

**Fuel Pumps and Accessories**.....Page 4

**OEM, Off-Road and Private Label Fuel Pump Interchange Guide** .....Page 18

**Custom Fuel Pump Specification Form**.....Page 23



1  
M  
o  
t  
o  
r  
C  
o  
m  
p  
o  
n  
e  
n  
t  
s



**Notice:** This catalog may not include all applications for Facet/Purolator fuel pumps. Refer to pump specifications of engine manufacturer for additional applications. Facet/Purolator fuel pumps may require other components for proper final installation in addition to those supplied. Some applications of Facet/Purolator fuel pumps (including those described in this catalog) require the use of a fuel regulator. The use of a fuel filter (sold separately) is recommended for all Facet/Purolator fuel pump applications.

All information in this catalog is based on data available at the time of publication. Motor Components, LLC. is not responsible for any errors resulting from data supplied by others and assumes no obligation to update the information contained in this catalog.

For more information about Facet/Purolator fuel pumps, visit [www.facet-purolator.com](http://www.facet-purolator.com).

# Markets Served



## Construction and Utility

In tough, off-road conditions where dependability and performance counts, Facet/Purolator fuel pumps deliver. With thousands of proven applications credited to our product engineering and materials integrity, Facet/Purolator is the OEM supplier of choice. Our fuel pumps provide a wide range of lift and self priming capabilities along with a variety of options such as internal check valves and positive shutoff valves.



## Automotive Aftermarket

Around the world, on US, European or Asian vehicles, Facet/Purolator fuel pumps are relied upon to deliver the dependability and performance that meets and often exceeds original equipment specifications. For low pressure fuel pumps to fuel injection pumps and modules, Facet/Purolator fuel pumps are the preferred choice for all 4, 6 and 8 cylinder applications.



## Agricultural

Major agricultural OEM's rely on Facet/Purolator fuel pumps to deliver long-lasting and powerful lift capabilities. Tractors, skid-steers and other implements carrying the brand names John Deere and Case New Holland are specifically designed with Facet/Purolator fuel pumps. To keep busy farms working around the clock, today's farmers demand and expect the same engineered quality in replacement fuel pumps. That's why distributors, retail automotive part stores and farm equipment service and repair facilities specify Facet/Purolator fuel pumps as their aftermarket source for fuel pumps.



## Gasoline and Diesel Engines

Facet/Purolator is the specified choice for self-priming high-lift fuel pumps by both domestic and foreign manufacturers who engineer diesel and gasoline engines into their finished products. Featuring advanced solid state design with a fully insulated and sealed electronic system, these Facet/Purolator pumps deliver up to 120 inches of dry fuel lift and a full range from 1.5 psi to 100 psi.



## Generators and Refrigeration

Whether your RV, marine, industrial, military, mobile standby or APU generator requires gasoline, diesel, biodiesel or even vegetable oil, Facet/Purolator has the fuel pump to deliver the critical flow rate required for peak performance operation. That's why so many major OE generator manufacturers like Kohler Power Systems, Generac, Carrier Transicold, Phasor, Cummins, Westerbeke, Thermo King and Fisher Panda turn to Facet/Purolator. They know that we can meet their exacting engineering specifications.



## Marine

As on land, Facet/Purolator fuel pumps deliver performance and dependability on the water. Industry leading brand names such as Mercury Marine, Textron Marine and Indmar Marine Engines depend on Facet/Purolator quality to meet their design performance criteria. With a fuel pump for most applications from high-pressure in-line fuel pumps for speed boats to marine pleasure craft fuel gen sets, Facet/Purolator products are on board. Facet/Purolator fuel pumps meet Coast Guard Ignition Protection Test Requirements 33CFR183.410 and Fire and Thermo Shock Test Requirements 33CFR183.590



## Military

For use on tanks, heavy-duty trucks, generators and heaters... Facet/Purolator fuel pumps are designed and built to meet strict U.S. military EMI standards. For reliability and performance, leading defense contractors such as BAE Systems, United Defense Industries and Textron Marine regularly specify Facet/Purolator fuel pumps for use on their equipment.

# Fuel Pump

## Troubleshooting Guide for Gasoline and Diesel Engines



PROBLEM	CAUSE	SOLUTION
<b>INSUFFICIENT FUEL DELIVERY</b>	<ul style="list-style-type: none"> <li>• Pump's pump filter screen or sock filter in fuel tank is clogged</li> <li>• Break or restriction in fuel line (a pinch or kink)</li> <li>• Incorrect float level, malfunctioning inlet needle or clogged inlet screen in carburetor</li> <li>• Return line</li> <li>• Vapor trapped in fuel</li> <li>• Loose fitting or air leak on inlet side of fuel pump or broken fuel line</li> <li>• Wrong pump for application</li> <li>• Plugged gas vent in gas cap or tank vent</li> <li>• Low gas level in gas tank</li> </ul>	<ul style="list-style-type: none"> <li>• Clean or replace filter</li> <li>• Repair fuel lines and remove all restrictions in the line</li> <li>• Replace or repair as needed</li> <li>• Repair fuel lines and remove all restrictions</li> <li>• See vapor lock remedy</li> <li>• Tighten and clean all connections. Check fuel line, replace bad line</li> <li>• May need larger output pump</li> <li>• Clean vent in gas cap or tank vent</li> <li>• Add gas to tank</li> </ul>
<b>PUMP NOT OPERATING</b>	<ul style="list-style-type: none"> <li>• Damaged or improper wiring</li> <li>• Loss of ground</li> </ul>	<ul style="list-style-type: none"> <li>• Inspect mounting and all wiring as out lined on instruction sheet</li> <li>• Clean frame or metal surface to which pump is mounted. Tighten mounting bolts</li> </ul>
<b>CARBURETOR FLOODING</b>	<ul style="list-style-type: none"> <li>• Blown fuse</li> <li>• Worn needle and seat assembly in carburetor</li> <li>• Too much pressure due to wrong fuel pump model               <ol style="list-style-type: none"> <li>1) Standard pressure carburetor</li> <li>2) Low pressure carburetor</li> </ol> </li> </ul>	<ul style="list-style-type: none"> <li>• Replace fuse</li> <li>• Replace worn needle and seat assembly in carburetor</li> <li>• Check with auto dealer on pressure that carburetor will hold</li> </ul>
<b>FUEL PUMP LEAKS</b>	<ul style="list-style-type: none"> <li>• Fuel line fitting loose in pump.</li> <li>• Fuel line to fitting loose</li> </ul>	<ul style="list-style-type: none"> <li>• Tighten and clean all connections at pump and all other connections, which were opened during pump installation.</li> </ul>
<b>PUMP HAS LOUD, FAST POUNDING NOISE...DOES NOT SHUT OFF</b>	<ul style="list-style-type: none"> <li>• Pump is pumping air due to air leak on inlet side of pump               <ol style="list-style-type: none"> <li>1) Broken fuel line</li> <li>2) Loose fitting on inlet side</li> <li>3) Low pressure carburetor</li> </ol> </li> <li>• Pump sees vapor</li> </ul>	<ul style="list-style-type: none"> <li>• Check all connections and tighten all fuel lines between tank and pump. Check for holes or cracks between pump and brackets... use rubber mounts to lessen noise on framework</li> <li>• See vapor lock remedy</li> </ul>
<b>VAPOR LOCK</b>	<ul style="list-style-type: none"> <li>• Pump mounted in high heat area</li> <li>• Plugged or partly plugged inlet fuel line causing fuel to be placed under high vacuum</li> <li>• Pump location and fuel line routing</li> <li>• Plugged gas tank vent or gas cap vent</li> <li>• Poor fuel • Try different type of gasoline</li> </ul>	<ul style="list-style-type: none"> <li>• Remount pump in cooler area</li> <li>• Clean filter before pump</li> <li>• Check for clogged fuel line, kink or pinches in line</li> <li>• Mount pump with outlet above horizontal</li> <li>• Clean vent hole</li> </ul>

# Fuel Pumps and Accessories Kits

## Cube


### Facet®/Purolator® Cube Solid State Electronic Fuel Pumps



The finest solid state technology available for OE implementation. The Cube solid state fuel pump is installed in thousands of applications and millions of pumps sold worldwide. These fuel pumps provides up to 15psi (1.03 bar), 50gph (189 liter/hour) and 96 inches of average vertical lift. The wide range of pressure and flow rates will ensure there is a Facet fuel pump for your application.

#### Features

- 12 to 86 inches dry lift... specifications vary by model
- 7 to 40 gal/hr...specifications vary by model
- 1 to 15 psi...specifications vary by model
- Transient protection
- State of the art electronics
- Sealed electronics
- ELV compliant
- Ground positive or negative
- Available in 12 or 24 volt model
- UL certified
- Internal check valve...specifications vary by model
- Reverse polarity protection
- 1.4 amp average
- Corrosion resistant over 100 hours of salt spray
- Easy 2 bolt mounting
- Meets Coast Guard Ignition Protection Test Requirements 33CFR183.410 and Fire and Thermo Shock Test Requirements 33CFF183.590
- Self-regulating pressure
- Internal anti-siphon valve (positive shut off)... specifications vary by model
- Operating temperature range -40° F to +180° F
- Compatible with gasoline, diesel, biodiesel, E85, blended alcohol and fuel additives.
- Available with stainless steel internal components.
- REACH compliant
- RoHs compliant



KIT PART #	PUMP #	PACKAGING	KIT HARDWARE INCLUDES
<b>Facet/Purolator® Cube Solid State Electronic Fuel Pump Kits</b>			
FEP12SV	40106	FACET CLAMSHELL	(1 EA) 42804 KIT (2 EA) NUTS, BOLTS, FUEL FITTINGS & 479735 FUEL FILTER
FEP42SV	40104	FACET CLAMSHELL	(1 EA) 42804 KIT (2 EA) NUTS, BOLTS, FUEL FITTINGS & 479735 FUEL FILTER
FEP288SV	40288	FACET CLAMSHELL	(1 EA) 42804 KIT WITHOUT FUEL FILTER
FEP289SV	40289	FACET CLAMSHELL	(1 EA) 42804 KIT WITHOUT FUEL FILTER
40100	40106	FACET BOX	(1 EA) 42586 KIT (2 EA) NUTS, BOLTS, FUEL FITTINGS
40101	40105	FACET BOX	(1 EA) 42586 KIT (2 EA) NUTS, BOLTS, FUEL FITTINGS
40102	40104	FACET BOX	(1 EA) 42586 KIT (2 EA) NUTS, BOLTS, FUEL FITTINGS
40103	40107	FACET BOX	(1 EA) 42586 KIT (2 EA) NUTS, BOLTS, FUEL FITTINGS
40242	40105	FACET BOX	(2 EA) 41199 5/16 BARB STRAIGHT FUEL FITTINGS
40243	40106	FACET BOX	(2 EA) 41199 5/16 BARB STRAIGHT FUEL FITTINGS
40244	40107	FACET BOX	(2 EA) 41199 5/16 BARB STRAIGHT FUEL FITTINGS
40245	40104	FACET BOX	(2 EA) 41199 5/16 BARB STRAIGHT FUEL FITTINGS
40273	40272	FACET BOX	(2 EA) M16INTX1/8-27 FITTINGS & (1 EA) 42586 KIT (GMC TRUCK)



# Cube



## Facet/Purolator Cube Solid State Electronic Fuel Pumps

PART#	PRESSURE MAX-MIN	GPH	POSITIVE LEAD	NEGATIVE LEAD	FITTING SIZE	AVERAGE LIFT	CHECK VALVE	POSITIVE SHUT-OFF VALVE	STAINLESS STEEL INTERNAL
<b>12 Volt</b>									
40104	4.0 - 1.5	25	N/A	RING	1/8 - 27 NPT	36"	N	N	N
40105	4.5 - 3.0	30	N/A	RING	1/8 - 27 NPT	36"	N	N	N
40106	7.0 - 4.0	32	N/A	RING	1/8 - 27 NPT	36"	N	N	N
40107	10.0 - 7.0	34	N/A	RING	1/8 - 27 NPT	24"	N	N	N
40109	7.0 - 4.0	32	N/A	RING	3/8 - 18 NPT	60"	Y	N	N
40135	7.0 - 4.0	32	PACKARD	RING	1/8 - 27 NPT	36"	N	N	N
40163	2.5 - 1.5	17	.25 BLADE	RING	1/8 - 27 NPT	40"	Y	N	N
40171	3.5 - 2.0	15	PACKARD	RING	1/8 - 27 NPT	40"	Y	Y	N
40176	5.0 - 3.5	19	N/A	RING	1/8 - 27 NPT	60"	Y	Y	N
40177	2.0 - 1.0	7	N/A	RING	1/8 - 27 NPT	40"	Y	Y	N
40178	3.5 - 2.0	15	N/A	RING	1/8 - 27 NPT	40"	Y	Y	N
40185	11.5 - 9.0	32	N/A	RING	1/8 - 27 NPT	96"	Y	N	N
40229	6.0 - 4.5	32	PACKARD	N/A	1/8 - 27 NPT	36"	N	N	N
40250	4.5 - 3.0	32	PACKARD	RING	1/8 - 27 NPT	60"	Y	N	N
40256	2.0 - 1.0	7	TYCO	MOLEX	1/8 - 27 NPT	40"	Y	Y	N
40257	11.5 - 9.0	25	N/A	N/A	1/8 - 27 NPT	96"	Y	Y	N
40271	4.5 - 3.0	32	PACKARD	RING	1/8 - 27 NPT	60"	Y	N	N
40272	11.5 - 9.0	32	PACKARD	N/A	1/8 - 27 NPT	96"	Y	N	N
40275	11.5 - 9.0	29	PACKARD	N/A	1/8 - 27 NPT	96"	Y	N	N
40277	15.0 - 12.0	50	DEUTSCH	N/A	1/8 - 27 NPT	96"	Y	N	N
40284	4.5 - 2.0	32	DEUTSCH	N/A	1/8 - 27 NPT	60"	Y	N	N
40288	4.5 - 3.0	30	N/A	RING	1/8 - 27 NPT	60"	Y	N	N
40289	7.0 - 4.0	30	N/A	RING	1/8 - 27 NPT	60"	Y	N	N
40298	2.0 - 1.0	15	TYCO	RING	1/8 - 27 NPT	40"	Y	Y	N
40299	15.0 - 12.0	50	PACKARD	N/A	1/8 - 27 NPT	96"	Y	N	N
40300	11.5 - 9.0	30	PACKARD	N/A	1/8 - 27 NPT	96"	Y	N	N
40304	15.0 - 12.0	50	DEUTSCH	N/A	1/8 - 27 NPT	96"	Y	N	Y
40307	15.0 - 12.0	50	DEUTSCH	N/A	1/8 - 27 NPT	96"	Y	N	N
40311	4.5 - 2.0	30	DEUTSCH	N/A	1/8 - 27 NPT	60"	Y	N	Y
40313	15.0 - 12.0	50	AMP	N/A	1/8 - 27 NPT	96"	Y	N	N
40314	4.5 - 2.0	28	AMP	N/A	1/8 - 27 NPT	60"	Y	N	Y
40327	11.5 - 9.0	32	DEUTSCH	N/A	1/8 - 27 NPT	96"	Y	N	N
40336	4.5 - 3.0	19	DELPHI	RING	1/8 - 27 NPT	60"	Y	Y	N
40345	15.0 - 12.0	50	DEUTSCH	N/A	1/2 - 20 NPT	96"	Y	N	N
40352	2.0 - 1.0	15	TYCO	RING	1/8 - 27 NPT	40"	Y	Y	N
40365	4.5 - 3.0	30	PACKARD	N/A	1/8 - 27 NPT	60"	Y	N	N
40366	3.5 - 2.0	15	TYCO	RING	1/8 - 27 NPT	40"	Y	Y	N
40367	3.5 - 2.0	15	PACKARD	N/A	1/8 - 27 NPT	40"	Y	Y	N
40370	17.0 - 12.0	50	YAZAKI	N/A	1/8 - 27 NPT	96"	Y	N	N
40374	9.0 - 6.0	40	DEUTSCH	N/A	1/8 - 27 NPT	96"	Y	N	N
40376	5.0 - 3.5	19	DELPHI	N/A	1/8 - 27 NPT	60"	Y	Y	N
<b>24 Volt</b>									
40151	9.0 - 4.5	32	N/A	RING	3/8 - 18 INT	36"	Y	N	N
40164	6.0 - 4.5	32	N/A	RING	1/8 - 27 INT	36"	N	N	N
40193	30.0	10	N/A	RING	1/4 - 18 INT	24"	N	N	N
40194	6.5 - 5.0	23	N/A	RING	1/8 - 27 INT	60"	Y	Y	N
40274	3.5 - 2.0	19	N/A	RING	1/8 - 27 INT	40"	Y	Y	N
40297	6.0 - 4.5	32	DEUTSCH	N/A	1/8 - 27 INT	36"	N	N	N
40317	15.0 - 12.0	50	DEUTSCH	N/A	1/8 - 27 INT	96"	Y	N	N



5 Motor Components



# Posi-Flo®

## Facet®/Purolator® Solid State Electronic Fuel Pumps

This outstanding, lightweight universal fuel pump can be used in all carburetor equipped vehicles and also as a diesel lift pump. If “out-of-fuel” conditions occur no extended cranking is necessary to re-start the engine. In many applications, the advanced technology engineered into the Facet®/Purolator® Posi-Flo® fuel pump allows for a convenient interchange with the Cube fuel pump.

### Features

- 12 to 60 inches dry lift... specifications vary by model
- 23 to 40 gal/hr...specifications vary by model
- 1.5 to 10psi ...specifications vary by model
- Internal 3.5 amp fuse
- State of the art electronics
- Sealed electronics
- Composite case housing
- Self priming and self regulating
- Corrosion resistant
- Reverse polarity protection
- Quiet running...65DB
- 1.6 amp average
- ELV compliant
- Light weight: 18 ounces at 3 inches
- Performance rated for 6000 hours
- Operating temperature range -40° F to +180° F
- Compatible with gasoline, diesel, biodiesel, E85, blended alcohol and fuel additives
- Available in 12 volt
- Internal check valve...specifications vary by model
- Transient protection
- Ground Negative
- REACH compliant
- RoHs compliant

PART #	PRESSURE MAX-MIN	GPH	POSITIVE LEAD	NEGATIVE LEAD	FITTING SIZE	AVERAGE LIFT	CHECK VALVE	POSITIVE SHUT-OFF VALVE
<b>Facet®/Purolator® 12 Volt Posi-Flo® Solid State Electronic Fuel Pumps</b>								
60104	4.0 - 1.5	23	N/A	RING	1/8 - 27 NPT	36"	N	N
60106	7.0 - 4.0	32	N/A	RING	1/8 - 27 NPT	36"	N	N
60107	10.0 - 7.0	34	N/A	RING	1/8 - 27 NPT	24"	N	N
60201	10.0 - 7.0	40	TYCO	TYCO	1/8 - 27 NPT	24"	N	N
60202	10.0 - 7.0	35	PACKARD	N/A	1/8 - 27 NPT	60"	Y	N
60203	10.0 - 7.0	34	PACKARD	N/A	1/8 - 27 NPT	60"	Y	N
60205	10.0 - 7.0	34	DEUTSCH	N/A	1/8 - 27 NPT	60"	Y	N
60207	7.0 - 5.0	32	DEUTSCH	N/A	1/8 - 27 NPT	60"	Y	N
60210	2.5 - 1.0	5	TYCO	TYCO	1/8 - 27 NPT	60"	Y	N
60211	10.0 - 7.0	34	DEUTSCH	N/A	1/8 - 27 NPT	60"	Y	N
60212	2.5 - 1.0	5	TYCO	TYCO	1/8 - 27 NPT	60"	Y	N
60217	5.0 - 3.5	30	YAZAKI	N/A	1/8 - 27 NPT	60"	Y	N
60219	2.0 - 1.0	5	TYCO	RING	1/8 - 27 NPT	60"	Y	N
60300	4.0 - 2.5	30	N/A	RING	1/8 - 27 NPT	60"	Y	N
60301	5.0 - 3.5	30	N/A	RING	1/8 - 27 NPT	60"	Y	N
60302	7.0 - 5.0	32	N/A	RING	1/8 - 27 NPT	60"	Y	N
60303	10.0 - 7.0	34	N/A	RING	1/8 - 27 NPT	60"	Y	N
60304	2.5 - 1.0	5	N/A	RING	1/8 - 27 NPT	60"	Y	N



**Posi-Flo®**

**Facet.**



**Purolator**

KIT PART #	PUMP #	PACKAGING	KIT HARDWARE INCLUDES
<b>Facet/Purolator® Posi-Flo® Solid State Electronic Fuel Pump Kit</b>			
FEP04SV	60104	FACET CLAMSHELL	(1) 42804 KIT (2EA) NUTS, BOLTS (1EA) 41199 FUEL FITTING & 479735 FUEL FILTER
FEP06SV	60106	FACET CLAMSHELL	(1) 42804 KIT (2EA) NUTS, BOLTS (1EA) 41199 FUEL FITTING & 479735 FUEL FILTER
FEP07SV	60107	FACET CLAMSHELL	(1) 42804 KIT (2EA) NUTS, BOLTS (1EA) 41199 FUEL FITTING & 479735 FUEL FILTER
FEP304SV	60304	FACET CLAMSHELL	(1) 42804 KIT (2EA) NUTS, BOLTS (1EA) 41199 FUEL FITTING & 479735 FUEL FILTER
60243	60106	FACET BOX	(2 EA) 41199 5/16 BARB STRAIGHT FUEL FITTINGS
60244	60107	FACET BOX	(2 EA) 41199 5/16 BARB STRAIGHT FUEL FITTINGS
60245	60104	FACET BOX	(2 EA) 41199 5/16 BARB STRAIGHT FUEL FITTINGS
60246	60304	FACET BOX	(2 EA) 41199 5/16 BARB STRAIGHT FUEL FITTINGS

7

MOTOR COMPONENTS



# Gold-Flo®

## Facet®/Purolator® High Performance Gold-Flo® Solid State Electronic Fuel Pumps

An industry standard for over 68 years, these lightweight compact pumps can be found in almost every conceivable application. With out-put ranges up to 170.3 liters/hour, .68 bar, these gasoline or diesel fuel pumps provide high-performance output for everything from racing cars to heavy duty agricultural and construction machinery. Available in 12 or 24 volt models.

### Features

- 12 to 24 inches dry lift... specifications vary by model
- 20 to 45 gal/hr... specifications vary by model
- 1.0 to 8.0 psi... specifications vary by model
- Available in 12 or 24 volt model
- Transient protection... 24 volt only
- State of the art electronics
- Sealed electronics
- VCA certified
- Mil-Std-62678 tested
- Complies to Mil-Std 461D... specifications vary by model
- Replaceable 74 micron filter
- 1.6 amp average
- Self priming and self regulating pressure
- Lightweight ... 32 ounces at 5 inches in length
- ELV compliant
- Easy 2 bolt mounting
- Ground negative
- Corrosion resistant over 100 hours of salt spray
- Built in magnet to collect metal particles for additional filtration
- Meets Coast Guard Ignition Protection Test Requirements 33CFR183.410 and Thermo Shock Test Requirements 33CFR183.590
- Operating temperature range -40° F to +180° F
- Compatible with gasoline, diesel, biodiesel, E85, blended alcohol and fuel additives.
- REACH compliant
- RoHs compliant

### Facet®/Purolator® High Performance Gold-Flo® Solid State Electronic Fuel Pumps

PART #	PRESSURE MAX-MIN	GPH	POSITIVE LEAD	FITTING SIZE	AVERAGE LIFT	FUEL FILTER	CHECK VALVE	POSITIVE SHUT-OFF VALVE
<b>Facet®/Purolator® High Performance 12 Volt Gold-Flo® Solid State Electronic Fuel Pumps</b>								
40007E	5.5 - 4.0	36	N/A	1/4 - 18 NPT	24"	74U	N	N
40051E	8.0 - 6.0	32	N/A	1/8 - 27 NPT	24"	74U	N	Y
40131E	5.5 - 4.0	34	N/A	1/8 - 27 NPT	24"	74U	N	Y
40220E	5.5 - 4.0	36	AMP	1/4 - 18 NPT	24"	74U	N	N
476087E	5.5 - 4.0	36	N/A	1/8 - 27 NPT	24"	74U	N	N
476459E	8.0 - 6.5	32	N/A	1/8 - 27 NPT	24"	74U	N	N
477060E	4.0 - 2.75	34	N/A	1/8 - 27 NPT	24"	74U	N	N
480516E	5.5 - 4.0	36	PACKARD	1/8 - 27 NPT	24"	74U	N	N
480532E	8.0 - 6.5	45	N/A	1/4 - 18 NPT	24"	74U	N	N
480534E	8.0 - 6.0	45	N/A	1/4 - 18 NPT	24"	400U	N	N



**Gold-Flo®**

**Facet®**

**Facet/Purolator® High Performance Gold-Flo® Solid State Electronic Fuel Pumps**

PART #	PRESSURE MAX-MIN	GPH	POSITIVE LEAD	FITTING SIZE	AVERAGE LIFT	FUEL FILTER	CHECK VALVE	POSITIVE SHUT-OFF VALVE
<b>24 Volt</b>								
40128E	8.0 - 6.0	33	EMI FILTER	1/4 -18 NPT EXT	24"	74U	N	Y
40251E	5.0 - 4.0	32	PACKARD	1/8 - 27 NPT	24"	74U	N	N
40255E	7.0 - 4.0	32	PACKARD	1/8 - 27 NPT	24"	74U	N	N
40258E	4.0 - 2.5	32	EMI FILTER	1/8 - 27 NPT	24"	74U	N	N
476088E	5.0 - 4.0	32	N/A	1/8 - 27 NPT	24"	74U	N	N
477003E	8.0 - 6.0	30	N/A	1/8 - 27 NPT	24"	74U	N	N
477883E	5.0 - 4.0	32	EMI FILTER	1/8 - 27 NPT	24"	74U	N	N
480509E	8.0 - 6.0	33	EMI FILTER	1/8 - 27 NPT	12"	74U	N	N
480517E	8.0 - 6.0	33	EMI FILTER	1/4 - 18 NPT EXT	24"	74U	N	N
480563E	8.0 - 6.0	33	N/A	1/4 - 18 NPT	24"	74U	N	Y

**Purolator®**

**Facet/Purolator® Gold-Flo® Solid State Electronic Fuel Pump Kits**

KIT PART #	PUMP #	PACKAGING	KIT HARDWARE INCLUDES
FEP59SV	476459E	FACET: CLAMSHELL	(2EA.) ELBOW FITTINGS, NUTS, SCREWS
FEP60SV	477060E	FACET: CLAMSHELL	(2EA.) ELBOW FITTINGS, NUTS, SCREWS
FEP87SV	476087E	FACET: CLAMSHELL	(2EA.) ELBOW FITTINGS, NUTS, SCREWS

**9** Motor Components



# Dura-Lift®

## Facet® Dura-Lift® Solid State Electronic Fuel Pumps

A tough, hard working fuel pump for diesel transfer applications for truck refrigeration units, marine generator sets, diesel filtration systems, industrial and other diesel or gasoline lift applications. The Facet® DURA-LIFT® fuel pump provides up to 15psi (1.03bar), 50gph (189 liter/hours) and 120 inches of average vertical lift. In thousands of proven off road OE applications, DURA-LIFT® fuel pumps have set the standards worldwide. Available in 12 or 24 volt.

### Features

- Self-priming to 120 inches dry lift
- 33 gal/hr
- 9 to 15 psi...specifications vary by model
- 4 hour dry run
- Available in 12 or 24 volt model
- State of the art electronics
- Sealed electronics
- Self-regulating pressure
- VCA approved EC95/54
- 80 micron stainless steel filter
- Transient protection
- Reverse polarity protection
- Available with internal stainless steel components
- Light-Weight: 3 lbs at 7 1/4 inches
- Corrosion resistant over 100 hours salt spray
- Easy 2 bolt mounting
- Transparent fuel filter bowl allows filter monitoring
- Low power requirements 1.4 amp on average
- Internal check valve
- ELV compliant
- Ground positive or negative
- Compatible with gasoline, diesel, biodiesel, E85, blended alcohol and fuel additives
- Operating temperature range -40° F to +180° F
- REACH compliant
- RoHs compliant

### Facet® Dura-Lift® Solid State Electronic Fuel Pumps


PART#	PRESSURE MAX-MIN	GPH	VOLTS	CONNECTOR	FITTING SIZE	AVERAGE LIFT	CHECK VALVE	POSITIVE SHUT-OFF VALVE	STAINLESS STEEL INTERNAL
<b>12 Volt</b>									
40222	11.5 - 9.0	33	12	N/A	1/8 - 27 NPT	120"	Y	N	N
40223	11.5 - 9.0	33	12	PACKARD	1/8 - 27 NPT	120"	Y	N	N
40285	7.0 - 4.0	33	12	PACKARD	1/8 - 27 NPT	120"	Y	N	N
40290	15.0 - 12.0	50	12	PACKARD	1/8 - 27 NPT	50"	Y	N	N
40295	11.5 - 9.0	33	12	PACKARD	1/8 - 27 NPT	50"	Y	N	Y
40303	6.25 - 4.25	33	12	N/A	1/8 - 27 NPT	50"	Y	N	Y
40321	8.5 - 6.5	33	12	PACKARD	1/8 - 27 NPT	50"	Y	N	Y
40347	6.25 - 4.25	33	12	DELPHI 2' WIRES	1/8 - 27 NPT	50"	Y	N	Y
40348	11.5 - 9.0	33	12	PACKARD 2' WIRES	1/8 - 27 NPT	120"	Y	N	N
<b>24 Volt</b>									
40237	11.5 - 9.0	33	24	N/A	1/8 - 27 NPT	120"	Y	N	N



# Facet®

## WE MOVE FUEL®

Facet®

- 12 Volt and 24 Volt • Electronic Solid State Design • ISO 9001:2015 • 14001:2015 Certified • ISO16750 Load Dump • REACH
- RoHS • Coast Guard 33CFR183.410 and 33CFR183.590 • Design for Stage 5 and Tier 4 Diesel Engines
- Compatible with Gasoline, Diesel, Bio Diesel Fuel • MTBF Up to 10,000 Hours • Assembled in USA •  LISTED AU1501

**Engineered  
To Fuel  
The Diesel  
Industry.**



Purolator®

11  
MOTOR COMPONENTS



ECM Solid State



POSI-FLO® Solid State



DURA-LIFT® Solid State



CUBE Solid State




FACET®/PUROLATOR® BRANDED FUEL PUMPS ARE MANUFACTURED BY MOTOR COMPONENTS LLC AND ISO9001-2015/ISO14001:2015 FACILITY FOR DESIGN AND ENGINEERING INFORMATION CONTACT:  
PAUL PALEO, NATIONAL SALES MANAGER Phone: 607-737-8371  
FAX: 607-737-8335 p.paleo@facet-purolator.com  
MOTOR COMPONENTS LLC ELMIRA, NEW YORK 14903 www.facet-purolator.com  
© Registered Trademark of MOTOR COMPONENTS LLC

ISO 9001:2015  
ISO 14001:2015  
BUREAU VERITAS  
Certification



Facet®



**Military**

**Facet®/Purolator® “MILITARY NSN” Fuel Pumps**

PART #	NSN #	DESCRIPTION
40106	2910-01-564-8816	12VOLT CUBE SOLID STATE ELECTRONIC FUEL PUMP
40109	2915-01-597-2734	12VOLT CUBE SOLID STATE ELECTRONIC FUEL PUMP
40128E	2910-01-276-1484	24VOLT GOLD-FLO SOLID STATE ELECTRONIC FUEL PUMP WITH EMI FILTER
40164	2910-01-301-7498	24VOLT CUBE SOLID STATE ELECTRONIC FUEL PUMP
40193	2910-01-378-6025	24VOLT CUBE SOLID STATE ELECTRONIC FUEL PUMP
40194	2910-01-366-7293	24VOLT CUBE SOLID STATE ELECTRONIC FUEL PUMP
40194	2910-01-470-7423	24VOLT CUBE SOLID STATE ELECTRONIC FUEL PUMP
40237	2910-01-593-5191	24VOLT DURA-LIFT SOLID STATE ELECTRONIC FUEL PUMP
40255	2910-01-539-7197	24VOLT CUBE SOLID STATE ELECTRONIC FUEL PUMP
476087E	2910-00-915-4818	12VOLT GOLD-FLO SOLID STATE ELECTRONIC FUEL PUMP
476088E	2910-00-933-6104	24VOLT GOLD-FLO SOLID STATE ELECTRONIC FUEL PUMP
476459E	2910-00-847-9250	12VOLT GOLD-FLO SOLID STATE ELECTRONIC FUEL PUMP
477003E	4320-00-136-0137	24VOLT GOLD-FLO SOLID STATE ELECTRONIC FUEL PUMP
477883E	2910-00-710-6054	24VOLT GOLD-FLO SOLID STATE ELECTRONIC FUEL PUMP WITH EMI FILTER
479729	2910-00-893-6402	GOLD-FLO 74 MICRON FUEL FILTER
479735	2940-01-365-6535	CUBE 74 MICRON FUEL FILTER
480509E	2910-00-073-0165	24VOLT GOLD-FLO SOLID STATE ELECTRONIC FUEL PUMP WITH EMI FILTER
480517E	2910-00-930-9367	24VOLT GOLD-FLO SOLID STATE ELECTRONIC FUEL PUMP WITH EMI FILTER

Purolator®

12

M o t o r C o m p o n e n t s





# Accessories



## Solid State Electronic Fuel Pump Accessories

Part #	Style	Hose barb	Thread Size	Material
<b>Fuel Fittings</b>				
41199	STRAIGHT	5/16"	1/8-27 NPT	BRASS
42733	ELBOW	1/4"	1/8-27 NPT	BRASS
42734	STRAIGHT	1/4"	1/8-27 NPT	BRASS
42774	ELBOW	3/8"	1/8-27 NPT	BRASS
42971	SAEJ2044	3/8"	1/8-27 NPT	BRASS
43040	STRAIGHT	3/8"	1/8-27 NPT	BRASS
43121	SAEJ2044	3/8"	1/8-27 NPT	NICKEL PLATE
43203	STRAIGHT	5/16"	1/8-27 NPT	NICKEL PLATE
43299	ELBOW	3/8"	1/4-18 NPT	BRASS
479792	ELBOW	5/16"	1/8-27 NPT	BRASS

Part #	Mounting Style	OUTLET Hose Barb	INLET Thread Size or Hose Barb	Material	For use w/	Compatible w/	Micron
<b>Fuel Filters</b>							
42353	INTERNAL	N/A	N/A	STAINLESS STEEL	DURA-LIFT	GAS & DIESEL	80
42370	INTERNAL	N/A	N/A	POLYESTER	GOLD-FLO	GAS & DIESEL	74
43175	EXTERNAL CLEAR	5/16"	1/8-27 NPT	POLYESTER	POSI-FLO & CUBE	GAS & DIESEL	74
43176	EXTERNAL CLEAR	1/2"	1/8-27 NPT	POLYESTER	POSI-FLO & CUBE	GAS & DIESEL	74
43177	EXTERNAL CLEAR	SAEJ2044	1/8-27 NPT	POLYESTER	POSI-FLO & CUBE	GAS & DIESEL	74
43178	EXTERNAL CLEAR	3/8"	1/8-27 NPT	POLYESTER	POSI-FLO & CUBE	GAS & DIESEL	74
43179	EXTERNAL CLEAR	5/16"	12-20 STR	POLYESTER	CUBE	GAS & DIESEL	74
43180	EXTERNAL CLEAR	1/2"	1/2-20 STR	POLYESTER	CUBE	GAS & DIESEL	74
43400	EXTERNAL CLEAR	5/16" BARB	5/16" BARB	POLYESTER	ALL FUEL SYSTEMS	GAS & DIESEL	74
43419	EXTERNAL CLEAR	1/4" BARB	1/4" BARB	POLYESTER	ALL FUEL SYSTEMS	GAS & DIESEL	74
479735	EXTERNAL STEEL	5/16"	1/8-27 NPT	POLYESTER	POSI-FLO & CUBE	GAS & DIESEL	74
479729	INTERNAL	N/A	N/A	POLYESTER	GOLD-FLO	GAS & DIESEL	74
479808	INTERNAL	N/A	N/A	POLYESTER	GOLD-FLO	GAS & DIESEL	400
FEP735	EXTERNAL STEEL	5/16"	1/8-27 NPT	POLYESTER	POSI-FLO & CUBE	GAS & DIESEL	74
FEP42370	INTERNAL	N/A	N/A	POLYESTER	GOLD-FLO	GAS & DIESEL	74
FEP43175	EXTERNAL CLEAR	5/16"	1/8-27 NPT	POLYESTER	POSI-FLO & CUBE	GAS & DIESEL	74
FEP43176	EXTERNAL CLEAR	1/2"	1/8-27 NPT	POLYESTER	POSI-FLO & CUBE	GAS & DIESEL	74
FEP43177	EXTERNAL CLEAR	SAEJ2044	1/8-27 NPT	POLYESTER	POSI-FLO & CUBE	GAS & DIESEL	74
FEP43178	EXTERNAL CLEAR	3/8"	1/8-27 NPT	POLYESTER	POSI-FLO & CUBE	GAS & DIESEL	74
FEP43179	EXTERNAL CLEAR	5/16"	1/2-20 STR	POLYESTER	CUBE	GAS & DIESEL	74
FEP43180	EXTERNAL CLEAR	1/2"	1/2-20 STR	POLYESTER	CUBE	GAS & DIESEL	74
FEP43400	EXTERNAL CLEAR	5/16"	5/16"	POLYESTER	CUBE	GAS & DIESEL	74
FEP43419	EXTERNAL CLEAR	1/4"	1/4"	POLYESTER	CUBE	GAS & DIESEL	74

Part #	DESCRIPTION
--------	-------------

### DURA-LIFT ACCESSORIES

42339	DURA-LIFT FUEL FILTER GASKET
42764	DURA-LIFT FUEL FILTER BOWL & GASKET

Part #	DESCRIPTION
--------	-------------

### CUBE & POSI-FLO ACCESSORIES

41124	(1 EA) 5/16" BARBED ELBOW & (1EA) 5/16" BARBED STRAIGHT FUEL FITTINGS WITH 1/8-27 THREADS
42586	FACET BOX KIT (NUTS, BOLTS, FITTINGS)
42804	FACET CLAMSHELL KIT (2EA) BOLTS, NUTS, (1EA) FITTING, (WITHOUT FUEL FILTER)

Part #	DESCRIPTION
--------	-------------


### GOLD-FLO ACCESSORIES

41814	GOLD-FLO FUEL FILTER (200 MICRON)
41874	GOLD-FLO BOTTOM COVER
42807	GOLD-FLO COVER & WIRE KIT
479012	GOLD-FLO FUEL FILTER MAGNET
479136	GOLD-FLO FUEL FILTER GASKET



# Accessories

Facet®



**41124**  
Bulk



**41199**  
Bulk



**41814**  
Bulk



**41874**



**42339**  
Box



**42353**  
Box

Purolator®



**42370/FEP42370**  
Box/Clamshell



**42586**  
Bulk



**42733**  
Bulk

14


M o t o r C o m p o n e n t s



**42734**  
Bulk



**42764**  
Box



**42774**  
Bulk



**42804**  
Box



**42807**  
Bulk



**42971**  
Bulk



**43040**












**43121**  
Bulk



**43175/FEP43175**  
Box/Clamshell

# Accessories

 <p><b>43176/FEP43176</b> Box &amp; Clamshell</p>	 <p><b>43177/FEP43177</b> Box &amp; Clamshell</p>	 <p><b>43178/FEP43178</b> Box &amp; Clamshell</p>
 <p><b>43179/FEP43179</b> Box &amp; Clamshell</p>	 <p><b>43180/FEP43180</b> Box &amp; Clamshell</p>	 <p><b>43203</b> Bulk</p>
 <p><b>43299</b> Bulk</p>	 <p><b>43400/FEP43400</b> Bulk, Box &amp; Clamshell</p>	 <p><b>43419/FEP43419</b> Bulk, Box &amp; Clamshell</p>
	 <p><b>479012</b> Bulk</p>	 <p><b>479136</b> Bulk</p>
 <p><b>479729</b> Bulk</p>	 <p><b>479735/FEP735</b> Bulk/Clamshell</p>	 <p><b>479792</b> Bulk</p>
 <p><b>479808</b> Bulk</p>		

**Facet**  
WE MOVE FUEL.

**Purolator**

15

MOTOR COMPONENTS

Facet®



Purolator®




16  
M o t o r C o m p o n e n t s






# Facet®

## WE MOVE FUEL®

- 12 Volt and 24 Volt • Electronic Solid State Design • ISO 9001:2015 • 14001:2015 Certified • ISO16750 Load Dump • REACH
- RoHS • Coast Guard 33CFR183.410 and 33CFR183.590 • Design for Stage 5 and Tier 4 Diesel Engines
- Compatible with Gasoline, Diesel, Bio Diesel Fuel • MTBF Up to 10,000 Hours • Assembled in USA •  LISTED AU1501



**Engineered To Fuel  
The Diesel Industry.**



FACET®/PUROLATOR® BRANDED FUEL PUMPS ARE MANUFACTURED BY MOTOR COMPONENTS LLC AND ISO9001-2015/ISO14001:2015 FACILITY FOR DESIGN AND ENGINEERING INFORMATION CONTACT:  
 PAUL PALEO, NATIONAL SALES MANAGER Phone: 607-737-8371  
 FAX: 607-737-8335 p.paleo@facet-purolator.com  
 MOTOR COMPONENTS LLC ELMIRA, NEW YORK 14903 www.facet-purolator.com  
 © Registered Trademark of MOTOR COMPONENTS LLC

ISO 9001:2015  
 ISO 14001:2015  
**BUREAU VERITAS**  
 Certification



Facet®

Purolator®

17  
 M O T O R C O M P O N E N T S

# OEM, Off-Road and Private Label Interchange Guide

MANUFACTURER	MANUFACTURER PART #	FACET PART #
<i>AC ROCHESTER</i>		
	6442720	477060E
	6442720	40104
	25115828	40101
	25115829	40104
<i>ACTIVE GEAR</i>		
	40-20-0072	40274
<i>ALLMAND BROS.</i>		
	930149	40104
<i>AM GENERAL</i>		
	MS-51321-1	477883E
	MS-51321-2	480517E
	7748814	480509E
<i>ASV</i>		
	7071-726	60205
<i>ATLAS COPCO</i>		
	1310075305	60202
<i>ATLAS COPCO WAGNER</i>		
	336691	480532E
	343282	477003E
	50258441	477003E
<i>BAE (UNITED DEFENSE)</i>		
	MS51321-1	477883E
	MS51321-2	480517E
<i>BALKAMP (SEE NAPA)</i>		
<i>BOMBARDIER RECRE. PROD.</i>		
	403901818	60300
	513033328	60300
<i>BP OIL</i>		
	3727526038	476087E
	3727526039	476459E
<i>BTR ENGINEERING</i>		
	480615	40105
	480616	40106
<i>CARRIER TRANSICOLD</i>		
	68AB-10-1004-51	477003E
	133395	476087E
	2042989	60203
	20-42-3304	40347
	20-42-3322	40348
	30-00106	476459E
	30-00106-00	476087E
	30-00106-06	479808
	30-00364-00	40223
	30-00384	40185
	30-00384-00	40185
	30-01007	476087E
	30-01108-02	40223
	30-01108-03	40223
	30-00108-03SV	40223
	30-01108-04	40223
	30-01108-04SV	40223
	30-01108-11	40223
	30-01108-12	40223
	30-01108-13	40223
	30-01108-22	42339
	30-01108-23	42764
	30-60009-00	40222
	30-00535-00	40321
	30-00535-02	40321
<i>CARQUEST</i>		
	41500	40106
	41503	476087
	41504	477060
	41505	42370
	41506	479735
	41509	60104
	41510	60106

MANUFACTURER	MANUFACTURER PART #	FACET PART #
<i>CASE NEW HOLLAND</i>		
	405898R92	477060E
	A33181	477060E
	D72347	40105
	D8NN9350BB	40313E
	L52633	476088E
	L52634	476088E
	L52638	477060E
	L60822	40164
	L60823	476088E
	S226800	40106
	T41054	476087E
	170351C1	476459E
	170352C1	476459E
	175305C1	40106
	394327R92	477060E
	47420302	40299
	47465735	40300
	48106448	40327
	631259R91	480516E
	82006984	40220E
	84130988	40271
	84306974	40275
	84551151	40287
	84592544	40296
	87024903	40250
	87029971	40131E
<i>CATERPILLAR</i>		
	9S7784	40164
	345-3520	40345
	416-5884	43179
	416-5886	40345
	445-4733	40307
	445-8283	40345
	452-2382	479792
	463-2166	43180
	473-9374	40345
	495-0714	40307
	552-5534	40345
	560-4925	40345
	91864-02800	476087E
<i>CHRYSLER M &amp; I</i>		
	4417200	40105
<i>CLARK</i>		
	901431	40135
	6516343	477060E
	6558398	40105
<i>CRUSADER INC.</i>		
	80784	40106
	700370	477060E
<i>CUMMINS (ONAN CORP.)</i>		
	0149-0554	476087E
	0149-0658	477974E
	0149-0890-01	477003E
	0149-1033	476410E
	0149-1105	480517E
	149-1304	477060E
	0149-1445	479729
	0149-1446	479136
	0149-1447	40176
	0149-1449	40176
	0149-1450	40189
	0149-1541	40131E
	0149-1919	40131E
	0149-1987	40131E
	0149-2035	40128E
	0149-2111	40176
	0149-2150	40176
	0149-2272	40176
<i>DAHMER FORK LIFT</i>		
	70335	476087E
	7805-1052	476088E

# OEM, Off-Road and Private Label Interchange Guide

Note: the following interchanges are provided as a guide only. Please consult the applications section for appropriate part number verification.



19

MOTOR COMPONENTS

MANUFACTURER	MANUFACTURER PART #	FACET PART #	MANUFACTURER	MANUFACTURER PART #	FACET PART #
DIECI S.R.L.	40332	40284	FULTYME RV	4500	40222
DITCH WITCH	195-1310	40104		4501	40131E
DOOSAN PORTABLE POWER	46547360	40284		4502	480532E
DRESSER INDUSTRIES	153879C1	40135		4503	60300
	H81-335-1	s40135		4504	60301
	H81-335	477060E		4505	60302
	631259R91	480516E		4506	60303
DYNAPAC	745025	477060E		4507	60304
	801577	476459E		4508	42353
EASTERN TECHNOLOGIES	11668597	476459E		4509	42370
ELECTRICAL SALES	773488	480534E		4510	479735
ELECTRON	700370	477060E		4511	43175
EMERGENCY ONE	1-X-360072	40007E		4512	43178
EMPI INC.	480614	40104	GEHL. CO.	061512	477060E
	480615	40105		F1JL9350AA	40176
	480616	40106		56ZE7424	476087E
	41-2000-8	40105		46918	477060E
ENGINEERED AIR SYS.	65267-1B	40223		77663	40178
	11616-1-Y	477003E	GENERAC CORP.	90475	40178
FEDERAL SIGNAL	O/LO15951-001	40106		0D7513A	401
FERGUSON ENTERPRISES	59999998	40176		0E0570A	40288
	77709998	40164	GENERAL CABLE	T-51335	40131E
FERMONT DIVISION (DRS)	MS51321-1	477883E	GENERAL MOTORS CORP.	14072370	477883E
	405789-001	40135		00715125	476087E
	406770-001	40135	GLOBAL THERMOELECTRIC	5000-102733	40164
	72-5313	480517E		5000-10273	40227
	88-20192	40193		5000-32558	480517E
	88-21738	40194	GRADALL CO.	91033270	40109
	88-22755	479735	GREEN AUTO SUPPLY	KV13829	40229
FORD (OF CANADA)	BD97Z9350A	40104	GROVE MFG. (KIDDE)	7722000029	476087E
	56ZE7424	476087E		7722001056	477883E
FORD ENSITE	82482955	476087E		7722000212	40104
FORD MOTOR CO.	56ZE7424	476087E	HARRISON EQUIPMENT	40133	40131E
	D57Z9350A	40104	HOLLEY	12-425	60304
	D97Z9850A	40104		12-426	FEP04SV
	F1JL9350AA	40176		12-427	FEP06SV
	F5JL9155AA	479735		12-428	60303
FORD NEW HOLLAND	XN655395	40106		12-429	40277
	D8NN-9350-BB	476087E		12-430	40223
FREIGHTLINER	FEP480598	40178		12-431	43175
FRIGETTE TRUCK CLIMATE	030-00156	40250		12-432	43178
	030-00158	40185		12-433	40106
FRIGICOLL SA	20203001	476087E		12-434	40104
	20203003	476088E	(AMERICAN) HONDA	16700-890-670	40104
				16700-ZB50033	40178
				16954890-670	479735
			HOTSY CO.	919718	40163
			HUNTER MFG. (HDT)	15421	476087E
				40221	40255
				53020	40106
				58422	476088E
				68428	477883E
				7748814	480509E
				5000-10273	40227
				MS51321-1	40251

# OEM, Off-Road and Private Label Interchange Guide



20

M o t o r C o m p o n e n t s

MANUFACTURER	MANUFACTURER PART #	FACET PART #	MANUFACTURER	MANUFACTURER PART #	FACET PART #
<i>HUZZELLS I KARLSTAD</i>			<i>K&amp;N</i>		
	67-40105	40105		81-0401	60104
	67-40106	40106		81-0402	60106
	67-40164	40164		81-0403	60303
	67-476087	476087E		81-0400	60304
	67-476088	476088E		81-0303	FEP735
	67-480513	477060E	<i>LINCOLN ELECTRIC</i>		
	67-480517	480517E		M20393	40256
	67-480532	480532E		M22848	60201
	67-480534	480534E		M26348	60210
				M27355	60212
<i>HYDRA-MAC</i>			<i>MACK TRUCKS</i>		
	4100-037	40106		38QC228P2	480534E
<i>HYDRA MASTER</i>			<i>MAN TRUCK &amp; BUS</i>		
	111-045	477060E		86120006018	480563E
<i>HYSTER CO.</i>			<i>MERCURY MARINE</i>		
	0086422A	477060E		852521A1	40224
<i>IMC HOLDINGS</i>			<i>MIKUNI AMER. CORP.</i>		
	92-179	40135		Z70/061	40106
<i>INGERSOLL-RAND</i>			<i>MILLER ELECTRIC</i>		
	W8841OT2	476459E		192093	40177
	50258441	477003E		239311	40272
	W8841OT1	477003E		253818	60200
<i>INTERNATIONAL THERMAL</i>				258848	40298
	16015	40257		260989	40223
<i>JARVIS CLARK</i>				283588	40352
	22551	480532E		283834	40367
<i>JCB</i>				288718	40366
	333/W8991	40311	<i>MITSUBISHI ENGINES</i>		
	334/S6488	40277		D07-0004	40288
	400/X4858	40311		D07-0009	40288
	400/Y0296	40277	<i>MR. GASKET</i>		
<i>JOHN DEERE</i>				12D	60106
	AH65307	40106		12E	60106
	AH66236	40135		12S	60106
	AH66237	40135		42S	60104
	AH107362	40135	<i>MULTIQUIP INC.</i>		
	AH130127	40135		VR36	40177
	AH130127MOD	40007E		616450	60104
	AH134776	476087E		EE59414	40288
	AM38788	40135	<i>NAPA (BALKAMP)</i>		
	AR65058	476459E		610-1016	480532E
	AT62825	476088E		610-1018	480534E
	AZ27950	40051E		610-1025	476088E
	KV13829	40229		610-1033	40109
	GG420-34103	40104		610-1034	40151
<i>KOHLER</i>				610-1049	40107
	238953	477060E		610-1050	60106
	247076	476087E		610-1051	60104
	249862	40178		610-1052	40104
	249409	40288		610-1074	476087E
	2539301	40177		610-1075	477060E
	2539320	40336		610-1076	476459E
	277818	477060E		610-1077	40106
	278490	40178		610-1078	40104
	6585162	40314		610-1085	479735
	6585163	40313		610-1086	42370
	6585001S	40314		610-1684	43175
	6585005S	40313		610-1685	43176
	6585008S	40313		610-1686	43177
	6585170S	40313		610-1687	43178
	6585175S	60216		610-1688	40311
	GM90305-1	40277		610-1800	43400
	GM90305-2	40317		610-1801	43419
	GM101287-1	40314		610-2000	40277
	GM101287-2	40317		610-2001	40288
<i>KOMATSU AMERICA</i>				610-2002	40289
	631259R91	480516E		610-2003	60107
	394327R92	477060E		610-2004	60300
<i>KOVATCH CORP.</i>				610-2005	60301
	38242-3	40007E		610-2006	60302
				610-2007	60303

# OEM, Off-Road and Private Label Interchange Guide

Note: the following interchanges are provided as a guide only. Please consult the applications section for appropriate part number verification.



21

MOTOR COMPONENTS

MANUFACTURER	MANUFACTURER PART #	FACET PART #	MANUFACTURER	MANUFACTURER PART #	FACET PART #
<i>NAPA (BALKAMP) Cont.</i>			<i>STEWART &amp; STEVENSON</i>		
	610-2008	40131E		99525	40220E
	610-2009	40285		99942	40178
	610-2010	40290	<i>SULLAIR</i>		
	610-2011	40237		02250220-866	40327
	610-2400	40223		02250233-475	40327
	610-2401	42353		02250241-709	40317
	610-2402	42764	<i>TELEDYNE WIS-CON MOTORS</i>		
	610-2403	40178		TMD27F00319	40135
	610-2404	40185		TMD27F00424	40135
	610-3100	40273	<i>TELEFLEX LTD. CANADA</i>		
	610-3020	40303		908012	40231
	610-3021	60304		908112	40106
<i>NAVISTAR</i>				908124	40164
	153879C1	40106	<i>TEXTRON MARINE &amp; LAND SYS.</i>		
	183721C1	40138		MS-51321-2	480517E
	175305C1	40106	<i>TEXTRON TURF CORP. (JACOBSON)</i>		
	631259R91	480516E		163574	40107
	917281R92	476087E		163603	40104
<i>NEW HOLLAND (SEE CASE NEW HOLLAND)</i>				26057G01	40104
<i>ONAN CORP. (SEE CUMMINS)</i>				1002689	40177
<i>PARKER HANNIFIN - (RACOR)</i>				1004465	40107
	23084	40223		4129204	40107
<i>PERKINS ENGINE</i>				4272290	60202
	4950714	40307		4315772	FEP805
	4950715	40307		4316346	FEP806
<i>PETTER REFRIGERATION</i>			<i>THERMO-KING</i>		
	P324691	476088E		420351	40303
	0301691	476087E		100376	42353
<i>P.K. LINDSAY</i>				100378	42764
	800-142	40104		417059	40223
<i>POLAR POWER</i>				417060	40285
	20-27-0002	40223		417062	40237
	20-27-0005	40237		417251	40272
<i>POLARIS</i>				420351	40303
	8450172	40313		420351	40347
	8450180	40313		421762	60203
<i>P.K. LINDSAY</i>				423304	40347
	800-142	40104		423322	40348
<i>RUHL MACHINERY</i>				1200A54G01	40185
	40023	40109		5041026	40185
<i>SABROE REEFER COOL</i>			<i>TORO</i>		
	K26-58114-04	40185		2910009309367	40104
<i>SACHIN MANUFACTURING</i>				44-7790	477060E
	64103010	480532E		46-6310	40135
<i>SAMSUNG AMERICA</i>				145-3160	40374
	910431	40135	<i>UNITED DEFENSE (SEE BAE)</i>		
<i>SHAFER CO.</i>			<i>U.S. MOTORS</i>		
	544-7408	476459E		90080	476087E
<i>SNORKEL</i>				90081	40135
	7630085	40148	<i>VANAIR</i>		
<i>SEACHOICE (LAND N SEA)</i>				280722	60300
	20291	480532E	<i>VOLVO</i>		
	20301	40131E		5090543	477003E
	20311	40176	<i>WACKER NEUSON CORP.</i>		
	20321	40185		01759293	40185
	20331	40222		0177917	479735
	20341	40288		1000340493	40328
	20351	40289		2079990665	40314
	20361	42370		5100057206	40289
	20371	42353	<i>WAGNER MINING EQUIP.</i>		
	20381	43175		336691	480532E
	20391	43178		343282	477003E
	20401	479735	<i>WAUKESHA ENGINE</i>		
<i>STEMWAY INTERNAT.</i>				606380	476087E
	41-0A81	40131E			



# OEM Fuel Pump Interchange Guide



MANUFACTURER	MANUFACTURER PART #	FACET PART #	MANUFACTURER	MANUFACTURER PART #	FACET PART #
<i>WESTERBEKE</i>					
	33630	40131E			
	34705	40135			
	39273	40176			
	39275	40185			
	39377	40176			
	39478	40185			
	301385	476459E			
	302025	477060E			
<i>WHITE FARM EQUIP.</i>					
	31-1818310	40106			
	31-2553060	40108			
<i>WHITEMAN IND.</i>					
	11099	40178			
	19215	40109			
<i>WORLD PAC</i>					
	40015	477060E			
	40068	477060E			
	40104	40104			
	40105	40105			
	40106	40106			
	40114	40104			
	480532	480532E			
	480534	480534E			
<i>XRT POWER SYSTEMS</i>					
	24831	476459E			
	33630	40131E			
	39275	4018			

# Custom Fuel Pump Specification Form

**If our line of fuel pumps does not meet your current application requirements,**

please consult our design engineering staff for additional information on how we can work with you to develop the specific type of fuel pump you need.



**COMPANY INFORMATION:**

Name: \_\_\_\_\_

Address: \_\_\_\_\_

\_\_\_\_\_

Phone Number: \_\_\_\_\_

E-Mail: \_\_\_\_\_

Fax: \_\_\_\_\_

**CUSTOMER DRAWING PROVIDED:**

Yes

No

**PROTOTYPE(S):**

Quantity: \_\_\_\_\_

Timing: \_\_\_\_\_

**ANNUAL VOLUME REQUIRED:**

1st Year: \_\_\_\_\_

2nd Year: \_\_\_\_\_

3rd Year: \_\_\_\_\_

4th Year: \_\_\_\_\_

Life of program: \_\_\_\_\_

**APPLICATION:**

Engine: \_\_\_\_\_

Make: \_\_\_\_\_

Size: \_\_\_\_\_

Type of fluid to be pumped: \_\_\_\_\_

**DELIVERY REQUIREMENTS:**

GPH: \_\_\_\_\_

Pressure: \_\_\_\_\_

**FILTER REQUIREMENTS:** (Cylindrical Solid State pump models have integral 74 micron filters... Solid State models need to have an inline 74 micron filter Installed ahead of the pump)

\_\_\_\_\_

\_\_\_\_\_

**FILTER SIZE TO BE USED:**

\_\_\_\_\_

\_\_\_\_\_

\_\_\_\_\_

\_\_\_\_\_

**MOUNTING INFORMATION/POSITION OF PUMP RELATIVE TO FUEL SUPPLY**

Pump installation height relative to minimum fuel level:

Pump mounted: (We recommend inlet mounted down/lower than outlet)

Above: \_\_\_\_\_

Below: \_\_\_\_\_

Vertical: \_\_\_\_\_

Horizontal: \_\_\_\_\_

Mounting: \_\_\_\_\_

**TEMPERATURE:**

Environment of fuel and pump: \_\_\_\_\_

**VOLTAGE REQUIRED:**

12V

24V

Minimum start voltage: \_\_\_\_\_

**POLARITY:**

Negative

Positive

**SUCTION HEIGHT REQUIRED:**

\_\_\_\_\_

**SHUT OFF PRESSURE REQUIRED:**

\_\_\_\_\_

**IS CHECK VALVE REQUIRED?**

(Keep flow of fuel from returning to take when pump is off)

Yes

No

**SIZE FITTING REQUIRED:** (1/8-17 NPTF is standard)

\_\_\_\_\_

**TYPE CONNECTOR REQUIRED:** (Standard is 6" nominal with 1/4" ring terminal on negative lead...positive lead is stripped 1/4")

\_\_\_\_\_

\_\_\_\_\_

**LABEL REQUIREMENTS:**

Standard

\_\_\_\_\_

**UL RECOGNIZED**

Remarks:

\_\_\_\_\_



23

MOTOR COMPONENTS

Science

1950





ISO 9001:2015  
ISO 14001:2015  
**BUREAU VERITAS**  
Certification



**FACET®/PUROLATOR® BRANDED FUEL PUMPS ARE MANUFACTURED  
BY MOTOR COMPONENTS LLC AN ISO9001-2015 FACILITY**  
© 2020 MOTOR COMPONENTS LLC ELMIRA HEIGHTS, NEW YORK 14903  
Phone: 607-737-8011 FAX: 607-737-8335 [www.facet-purolator.com](http://www.facet-purolator.com)  
® Registered Trademark of MOTOR COMPONENTS LLC